

BOARD-TO-CABLE CONNECTION

210 SERIES (FOR FLAT CABLE CONNECTION)

■ FEATURES

- 1.27 mm (0.050 in.) pitch contact arrangement in two rows enables high-density mounting.
- Connectors with 30 to 80 contacts are available.
- 0.635 mm (0.025 in.) pitch flat cables can be used (solid wires).
- Insulation is UL-approved (94V-0) and is washable.

■ SPECIFICATIONS

Item	Specifications
Operating temperature range	-55°C to +105°C
Current rating	0.5 A
Voltage rating	AC 250 V
Contact resistance	35 mΩ max. (DC 6 V, 0.1 A)
Insulation resistance	1000 MΩ min. (DC 500 V)
Dielectric withstand voltage	AC 500 V for 1 minute
Insertion force	4 kg max. (10 pins)
Withdrawal force	250 g min. (10 pins)
Applicable wire	0.635 mm (0.025 in.) flat cable AWG #30 (solid wires)
Applicable PC board (standard)	Thickness: 0.8 to 1.6 mm (0.031 to 0.063 in.)



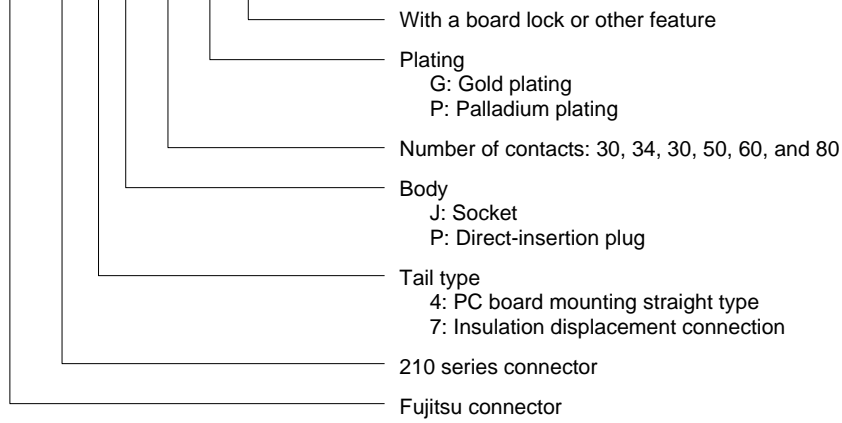
■ MATERIALS

Item	Materials	
Insulator	Polyester (UL94V-0)	
Conductor	Copper alloy	
Plating	Contact	Gold plating
	Terminal	Palladium plating

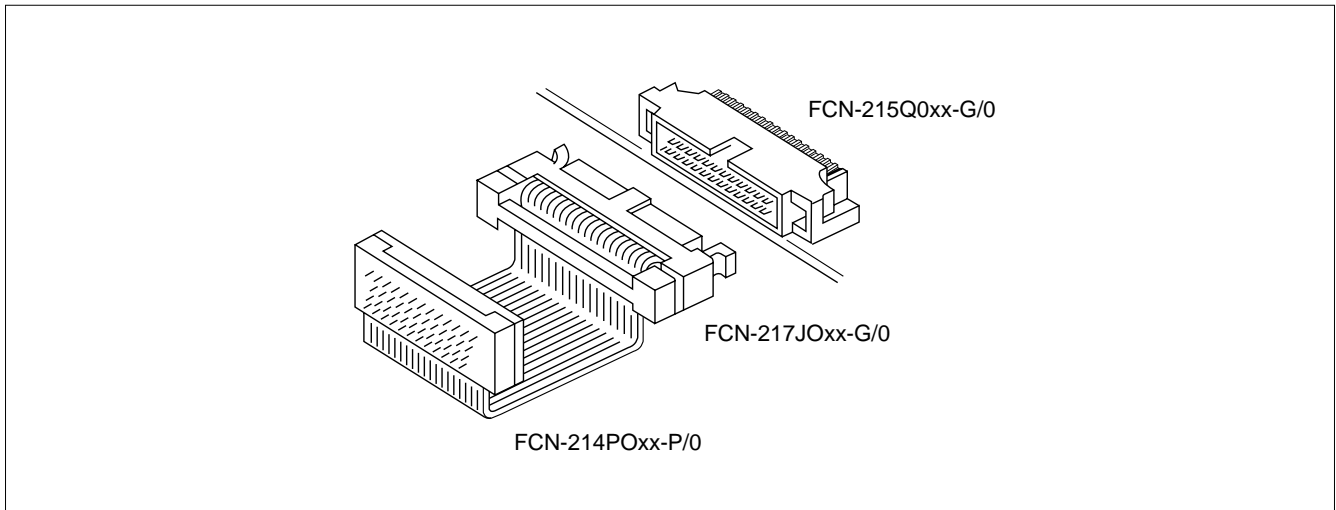
210 Series (For Flat Cable Connection)

■ ORDERING CODE

FCN-21 7 J 050-G / 0



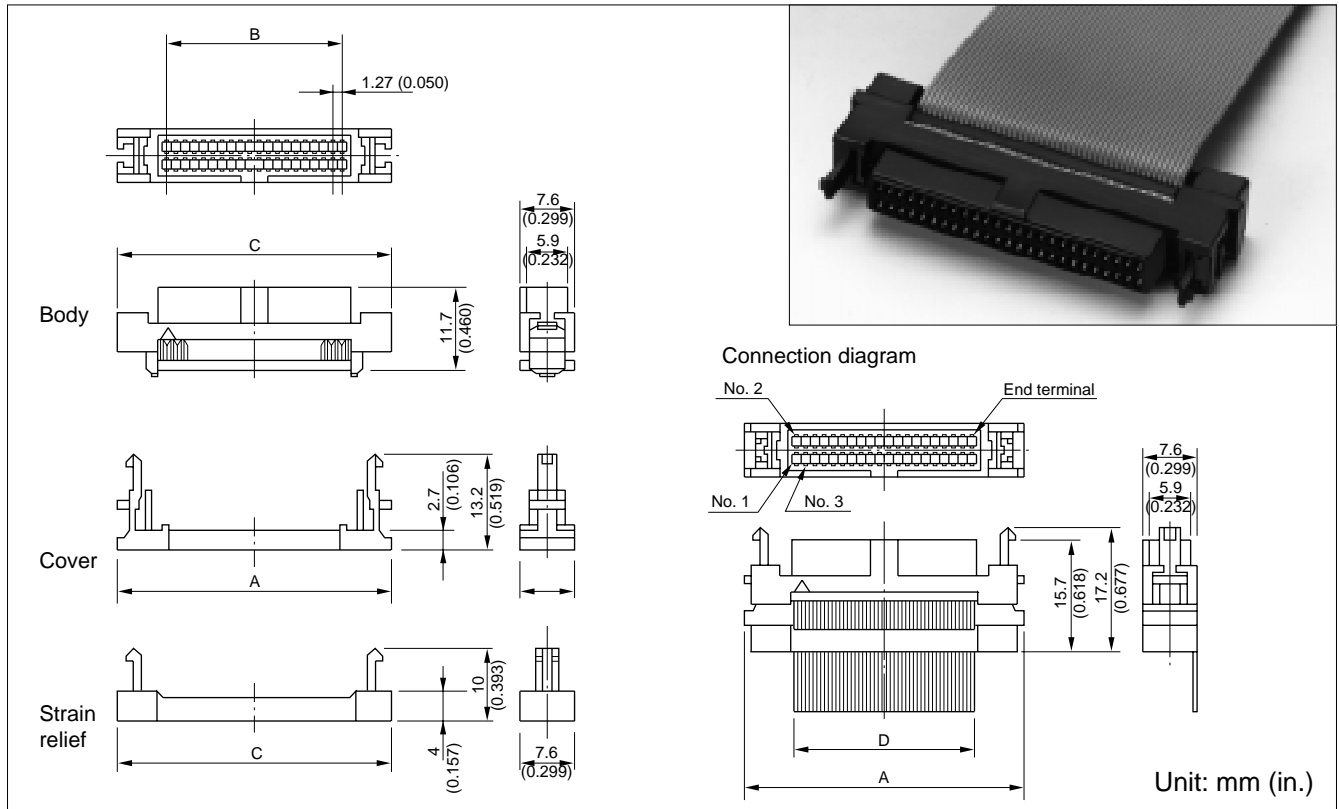
■ APPLICATION



210 Series (For Flat Cable Connection)

IDC SOCKET (FOR 0.635 MM (0.025 IN.) PITCH FLAT CABLES)

■ DIMENSIONS



■ PART NUMBERS AND DIMENSIONS



Number of contacts	Part number	Dimensions: mm (in.)				
		A	B	C	D	E
30	FCN-217J030-G/0	33.43 (1.316)	17.78 (0.700)	31.83 (1.253)	20.68 (0.814)	19.05 (0.750)
34	FCN-217J034-G/0	35.97 (1.416)	20.32 (0.800)	34.37 (1.353)	23.22 (0.914)	21.59 (0.850)
40	FCN-217J040-G/0	39.78 (1.566)	24.13 (0.950)	38.18 (1.503)	27.03 (1.064)	25.40 (1.000)
50	FCN-217J050-G/0	46.13 (1.816)	30.48 (1.200)	44.53 (1.753)	33.38 (1.314)	31.75 (1.250)
60	FCN-217J060-G/0	52.48 (2.066)	36.83 (1.450)	50.88 (2.003)	39.73 (1.564)	38.10 (1.500)
80	FCN-217J080-G/0	65.18 (2.566)	49.53 (1.950)	63.58 (2.503)	52.43 (1.064)	50.80 (2.000)
100	FCN-217J080-G/0	77.83 (3.066)	62.23 (2.450)	76.28 (3.003)	65.13 (2.564)	63.50 (2.500)

See page 2-19 for IDC tools.

■ MATING HEADER

(Straight) FCN-214Qxxx-G/0 (xxx: number of contacts)

(Right-angle) FCN-215Qxxx-G/0 (xxx: number of contacts)



210 Series (For Flat Cable Connection)

IDC TOOLS

Hand press




FCN-707T-T101/H

Cable cutter




FCN-707T-T001/H

Locator plate (for sockets)



FCN-217T-T032/H

Locator plate (for PC board mounting plugs)



FCN-217T-T034/H

Tool Name	Part Number
Cable cutter (common)	FCN-707T-T001/H
Hand Press (common) To be used with locator plate FCN-217T-T032/H and FCN-217T-T034/H	FCN-707T-T101/H
Hand Press (special) To be used with locator plate FCN-217T-T073/H	FCN-707T-T107/H
Locator Plate (socket) (FCN-217J □□□ - Series) (special)	FCN-217T-T073/H (80 and 100 position)
Locator Plate (socket) (FCN-217J □□□ - Series) (common)	FCN-217T-T032/H (30 thru 60 position)
Locator Plate (PCB plug) (FCN-217P □□□ - Series)	FCN-707T-T034/H

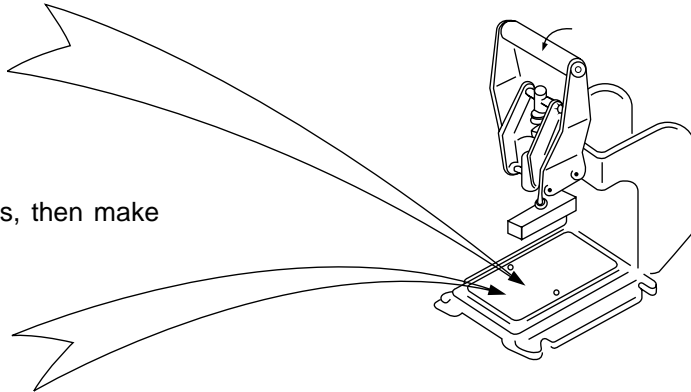

210 Series (For Flat Cable Connection)

■ CONNECTION PROCEDURE (OUTLINE)

1. Set the cable cutter on the hand press, then cut the flat cable to length.



2. Set the locator plate on the hand press, then make connection (IDC).



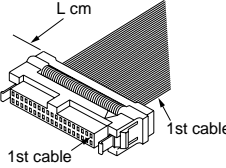
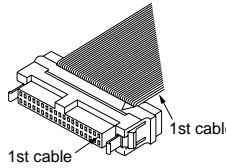
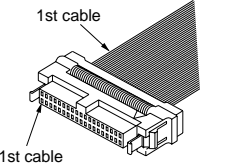
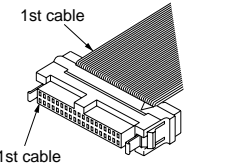
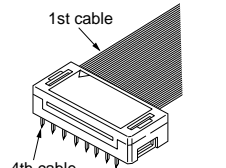
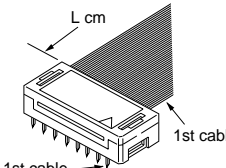
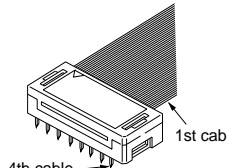
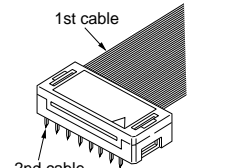
■ CONNECTION TYPES

• Flat cable connection types

There are several types of connection of a connector and flat cable. Select a connection method from those in the figures below according to your application. Fujitsu will assemble the connector as specified.

• Cable length

The length of each cable is defined as shown in the figures below and represented in units of cm (in.). The minimum cable length is 7 cm (2.756 in.). The specified tolerance of cable length is $\pm 10\%$ (± 5 mm (0.197 in.) min.) for $L \leq 10$ cm (3.937 in.), ± 1 cm (0.394 in.) for 100 cm (39.370 in.) $\leq L \leq 10$ cm (3.937 in.), $\pm (L/100 \text{ cm} + 2 \text{ cm})$ ($L/100 \text{ in.} + 0.787 \text{ in.}$) for 100 cm (39.370 in.) $\leq L \leq 1800$ cm (708.661 in.), and ± 20 cm (7.874 in.) for $L \geq 1800$ cm (708.661 in.).

Connection type Connector name	No.1	No.2	No.3	No.4
210 series socket				
210 series PC board mounting plug				

210 Series (For Flat Cable Connection)

Fujitsu Components International Headquarter Offices

Japan

Fujitsu Component Limited
Gotanda-Chuo Building
3-5, Higashigotanda 2-chome, Shinagawa-ku
Tokyo 141, Japan
Tel: (81-3) 5449-7010
Fax: (81-3) 5449-2626
Email: promothq@ft.ed.fujitsu.com
Web: www.fcl.fujitsu.com

North and South America

Fujitsu Components America, Inc.
250 E. Caribbean Drive
Sunnyvale, CA 94089 U.S.A.
Tel: (1-408) 745-4900
Fax: (1-408) 745-4970
Email: marcom@fcai.fujitsu.com
Web: www.fcai.fujitsu.com

Europe

Fujitsu Components Europe B.V.
Diamantlaan 25
2132 WV Hoofddorp
Netherlands
Tel: (31-23) 5560910
Fax: (31-23) 5560950
Email: info.marketing@fceu.fujitsu.com
Web: www.fceu.fujitsu.com

Asia Pacific

Fujitsu Components Asia Ltd.
102E Pasir Panjang Road
#04-01 Citilink Warehouse Complex
Singapore 118529
Tel: (65) 375-8560
Fax: (65) 273-3021
Email: fcal@fcal.fujitsu.com
www.fcal.fujitsu.com

© 2001 Fujitsu Components America, Inc. All company and product names are trademarks or registered trademarks of their respective owners. Rev. 09/2001